

Thermal radiation contribution to metal dust explosions

Rim Ben Moussa, Christophe Proust, Mohamed Guessasma, Khashayar Saleh,
Jérôme Fortin

► **To cite this version:**

Rim Ben Moussa, Christophe Proust, Mohamed Guessasma, Khashayar Saleh, Jérôme Fortin. Thermal radiation contribution to metal dust explosions. 25. International Colloquium on the Dynamics of Explosions and Reactive Systems (ICDERS), Aug 2015, Leeds, United Kingdom. ineris-01855089

HAL Id: ineris-01855089

<https://hal-ineris.archives-ouvertes.fr/ineris-01855089>

Submitted on 4 Sep 2018

HAL is a multi-disciplinary open access archive for the deposit and dissemination of scientific research documents, whether they are published or not. The documents may come from teaching and research institutions in France or abroad, or from public or private research centers.

L'archive ouverte pluridisciplinaire **HAL**, est destinée au dépôt et à la diffusion de documents scientifiques de niveau recherche, publiés ou non, émanant des établissements d'enseignement et de recherche français ou étrangers, des laboratoires publics ou privés.

Thermal Radiation Contribution to Metal Dust Explosions

Ben Moussa, R^{1,2}, Proust, Ch^{1,3}, Guessasma, M², Saleh, K¹ and Fortin, J²

¹Laboratoire des Transformations Intégrées de la Matière renouvelable, TIMR-EA 4297,
Université de Technologie de Compiègne, UTC, Compiègne, France

²Laboratoire des Technologies Innovantes, LTI-EA 3899, Université de Picardie Jules Verne,
Saint Quentin, France

³Institut National de l'Environnement et des Risques, INERIS, DRA-PHDG, Verneuil-en-
Halatte, France

1 Introduction

Dust explosions remain a safety and scientific challenge. There has been a gradual evolution in the prevention and mitigation of dust explosions over the past twenty years [1, 2]. This evolution results partly from a better understanding of the phenomena involved; namely the properties and characteristics of dust explosions [3], the propagation of the flame through dust clouds [4], the ignition and the combustion time of particles [5, 6, 7] and the incidence of the size and concentration of particles [8]. Today, the modeling of this type of explosions is generally derived from the modeling of gas explosion because of the similarities between the flame propagation processes in both media at least for some categories of dusts. Flour, starches and sulfur powder certainly belong to this panel because it was shown that the particles are gasified ahead of the combustion zone and that heat conduction through the front leads to this transformation [4]. The situation might be different if the particles do not evaporate and/or if the major part of the combustion process is heterogeneous.

This may occur with fine metal particles as aluminum. In particular, the combustion process might be heterogeneous and results in the presence of solid residues at very high temperature [9] potentially transferring most of the thermal energy to the reactants (aluminum particles) by thermal radiation [10]. Only very few experimental observations and theoretical considerations are available but seem to confirm that thermal radiation exchange is significant in the thermal balance of the flame [11] and that it could lead to a dramatic acceleration of the flame [12]. The aim of this work is to investigate further this phenomenology.

2 Theoretical Approach (numerics)

The coupling between thermal radiation, thermal conduction and particle combustion is extremely complicated and challenges the analytical approach if no reasonable simplifications can be made. In the absence of sufficient convincing experimental results, it is difficult to sort out the potential assumptions. And without some reasonable theoretical grounds, it is difficult to orientate the experimental work. It was decided to investigate the theoretical aspects in the most flexible and open manner. The numerical resources of the Discrete Element Method [13] were used for this purpose under the frame of MULTICOR software developed by LTI [14].

It was attempted to simulate the radiative transfer between particles in suspension by reproducing a simple total absorption model (without reemission) of the flux impacting each particle. It's schematically the Beer-Lambert attenuation law used by Essenhigh [15] and by many authors after him. The details of this one-dimensional attenuation law (under the assumptions considered) are given in the works of Essenhigh [15].

Every ignited particle is considered a point source that radiates with a power, Q_{Ri} , equivalent to the power of the entire flame:

$$Q_{Ri} = \varepsilon_i \sigma_s S_i T_f^4$$

where ε_i is the emissivity of the particle Ω_i , σ_s is the Stefan-Boltzmann constant, S_i is the surface of the particle Ω_i and T_f is the flame temperature (≈ 3000 °k).

Based on this model, the radiative heat flux density, Q_{ij} , received by the target particle varies inversely to the square of the distance separating the source and the target as follows:

$$Q_{ij} = \frac{Q_{Ri}}{4\pi \cdot d_{ij}^2}$$

where d_{ij} is the distance separating the particle source Ω_i and the receiving particle Ω_j as illustrated on Fig. 1.

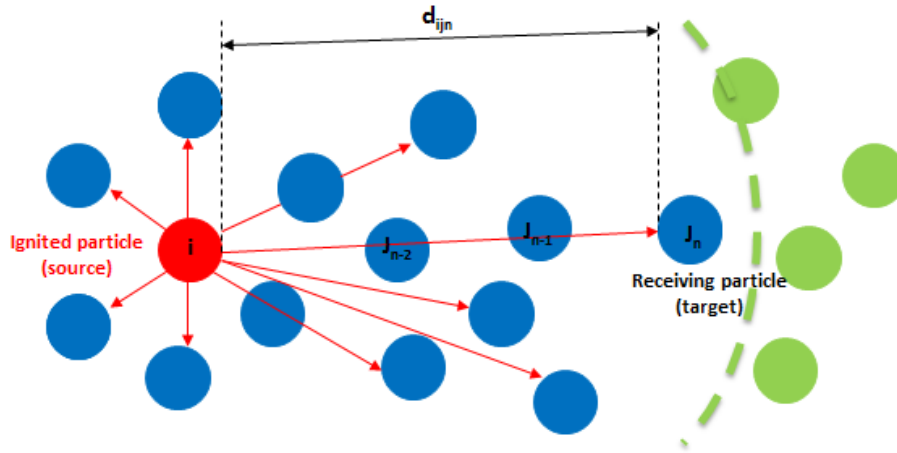


Figure 1. Radiative exchange between particles in suspension

We take into consideration, in addition to the remoteness of particles from each other, the attenuation of the radiation absorbed by the screening effect of the particles between transmitter and receiver. The heat flux density received by the target may be then expressed as follows:

$$Q_{ijn} = \frac{Q_{Ri} - \sum_{j=1}^{n-1} S_j Q_{ij}}{4\pi \cdot d_{ijn}^2} = \frac{Q_{Ri}}{4\pi \cdot d_{ijn}^2} \cdot \left[1 - \left[\sum_{k=1}^{n-1} \frac{S_k}{4\pi \cdot (kD)^2} \cdot \left(1 - \sum_{l=1}^{n-2} \frac{S_l}{4\pi \cdot (lD)^2} \right) \right] \right]$$

where D is the mean distance between two particles.

The proposed results are obtained after programming this model with the DEM code MULTICOR [14]. Dust particles are considered as discrete elements. Fig. 2 details the 2D simulation of a uniform dust cloud of 121 spherical particles ($d_p = 10 \mu\text{m}$) distant of $100 \mu\text{m}$ from each other. The dust concentration is equal to 600 g/m^3 . Air conductivity is considered equal to zero so that the only heat exchange mode taken into account is radiation. Particles located at the plane ($x = y = 0$) are initially

considered as heat sources at the flame temperature (≈ 3000 °K). We suppose that as soon as the aluminum melting temperature (≈ 933 °K) is reached, particles ignite and their temperatures rise instantly to the flame temperature. As shown in Fig 2, the temperatures of particles rise significantly only due to the absorption of radiative flux coming from the neighboring particles. The decrease of the received radiative flux by particles with distance is shown in Fig.3.

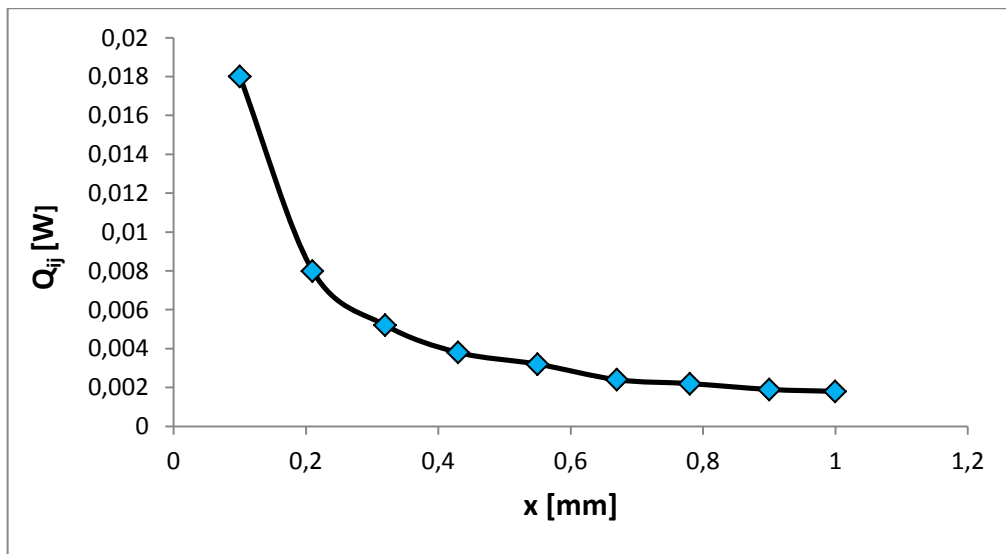
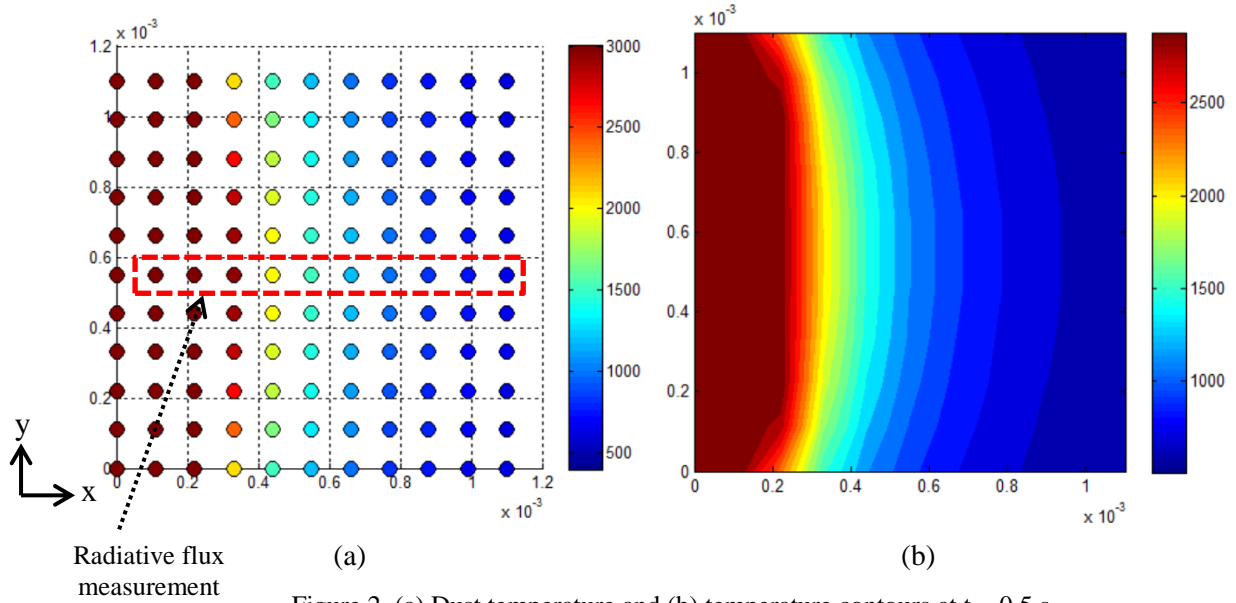


Figure 3. Radiative flux received by particles at different positions at the central axis of the domain

3 Experimental Work

In addition to the numerical approach, an experimental work is being conducted. From a simple analysis [12], and waiting for more quantitative results, the interesting range of particle diameters is $1-10 \mu m$. The following particles were selected (table 1).

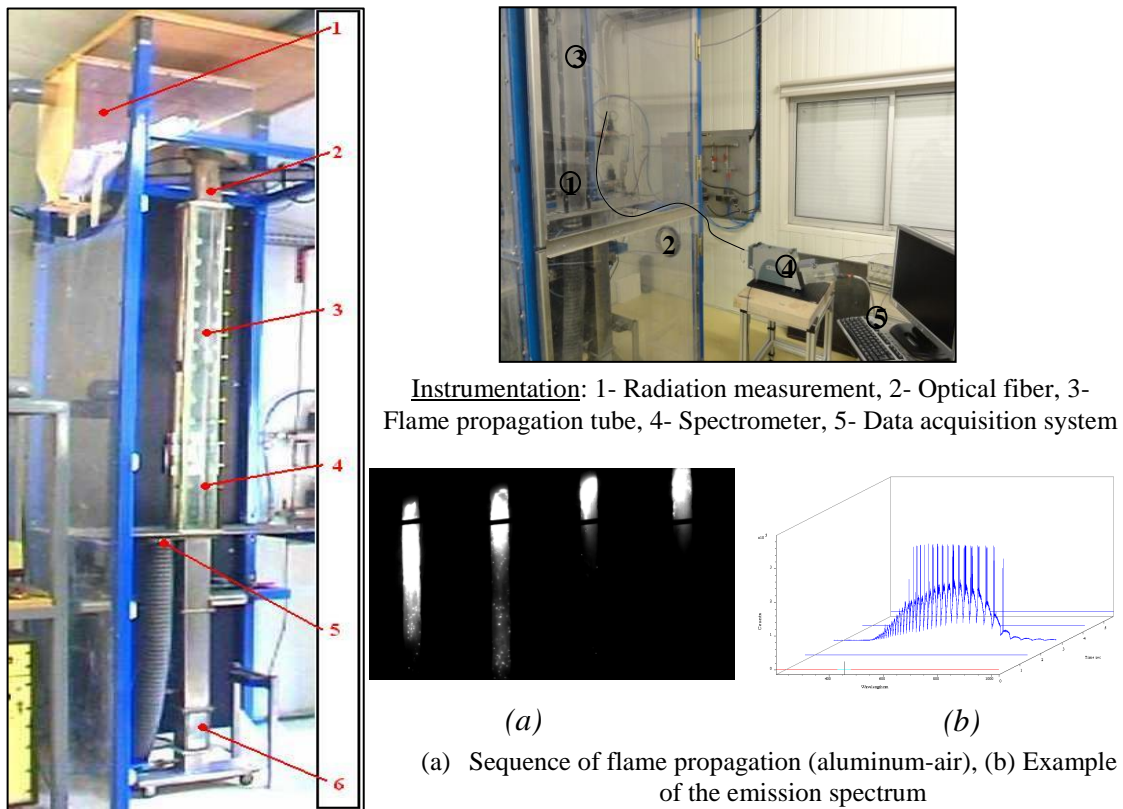
In these size ranges, the interparticle cohesive forces are very strong and agglomerates are formed. The various techniques of disaggregation were studied knowing that the suspension should be laminar in

respect of the simulation conditions. The study confirmed that the fluidized technique of a bed of particles with elutriation is the most promising.

Table 1: Provided data about the nature of aluminum powders

	UTL0165	ULT0365	ULTE0565	ULTE01065
D ₁₀ (μm)	-	> 1.0	> 2.5	> 5.0
D ₅₀ (μm)	1.5 – 2.0	2.5 – 3.5	4.5 – 5.5	9 – 11.0
D ₉₀ (μm)	< 4.0	< 8.0	< 9.0	< 18.0
Shape	Spherical			
% min Al	99.8			
% max Fe	0.1			
%max Si	0.1			

The experimental system is shown on Fig. 4. It basically consists in a fluidized bed device (6) feeding the flame propagation tube (3) by the bottom while the top end is open and communicates with a separator (1) via a valve (2). The ignition device is located at 15 cm from the base of the tube (4). The dust-air mixture is fed into the tube during a few tens of seconds. After this sequence, within a few seconds, the air flow is stopped, the top valve is closed and the fluidized bed device is removed and replaced by a flexible tube communicating with the exterior and the igniter is triggered. The flame propagates freely from the bottom to the top giving access to the burning velocity. A typical example is shown on Fig. 4. A number of “thermal” measuring techniques were tested and the optical measurement of the monochromatic heat flux seems to be the best solution (again an example of spectrum is shown on Fig. 4).



Experimental system

Figure 4. Flame propagation tube and instrumentation

4 Conclusion and perspectives

The modeling of radiative heat exchange through the flame front is particularly complex because in order to be complete, it must integrate light scattering by particles (reflection, transmission, diffraction), absorption and emission. The coefficients of absorption and emission are dependent on both the wavelength and particle size. A local analysis of the radiation transfer process is still needed to calculate these coefficients but also to determine the incorporation of the diffusion through the flame front.

Experimentally, succeeding in dispersing fine aluminum particles will enable the measuring of the burning rate, the particle temperature and the heat radiation in respect of the simulation conditions. We will try to create the theoretically predicted conditions for instabilities induced by radiation.

Acknowledgements

This study is carried out under RADIANT project (2013-2016). The authors would like to thank the "Région de Picardie" for its financial support.

References

- [1] R. K. Eckhoff, «Current status and expected future trends in dust explosion research,» *Journal of Loss Prevention in the Process Industries*, vol. 18, pp. 225-237, 2005.
- [2] P. R. Amyotte, M. J. Pegg et F. I. Khan, «Application of inherent safety principles to dust explosion prevention and mitigation,» *Process safety and environment protection*, vol. 87, pp. 35-39, 2009.
- [3] K. L. Cashdollar, «Overview of dust explosibility characteristics,» *Journal of Loss Prevention in the Process Industries*, vol. 13, pp. 183-199, 2000.
- [4] C. Proust, «A few fundamental aspects about ignition and flame propagation in dust clouds,» *Journal of Loss Prevention in the Process Industries*, vol. 19, pp. 104-120, 2006.
- [5] Y. Huang, G. A. Risha, V. Vang et R. A. Yetter, «Combustion of bimodal nano/microsized aluminum particle in air,» *Proc. Comb. Inst.*, vol. 31, pp. 2001-2009, 2007.
- [6] S. Goroshin, J. Mamen, A. Higgins, T. Bazyn, N. Glumac et H. Krier, «Emission spectroscopy of flame fronts in aluminum suspensions,» *Proceedings of the Combustion Institute*, vol. 31, pp. 2011-2019, 2007.
- [7] R. A. Yetter, G. A. Risha et S. F. Son, «Metal particle combustion and nanotechnology,» *Proceedings of the Combustion Institute*, vol. 32, pp. 1819-1838, 2009.
- [8] A. Di Benedetto, P. Russo, P. Amyotte et N. Marchand, «Modelling the effect of particle size on dust explosions,» *Chemical Engineering Science*, vol. 65, pp. 772-779, 2010.
- [9] M. Marion, C. Chauveau et I. Gokalp, «Studies on the Ignition and Burning of Levitated Aluminum Particles,» *Combustion Science and Technology*, vol. 115, pp. 369-390, 1996.
- [10] R. Blouquin, «Contribution à l'étude théorique des interactions entre combustion et rayonnement,» PhD Thesis, University of Poitiers, Poitiers, France, 1996.
- [11] H. M. Cassel, A. K. Das Gupta et S. Guruswamy, «Factors affecting flame propagation through dust clouds,» *3rd Symposium (International) on Combustion*, pp. 185-189, 1949.
- [12] C. Proust, M. Guessasma, K. Saleh et J. Fortin, «Amplification des effets des explosions sous l'effet du rayonnement thermique,» *Récents Progrès en Génie de Procédés*, n° 104, 2013.
- [13] J. Fortin, O. Millet et G. De Saxcé, «Numerical simulation of granular materials by an improved discrete element method,» *International Journal of Numerical Methods in Engineering*, vol. 62, pp. 639-663, 2004.
- [14] J. Fortin, «Simulation numérique de la dynamique des systèmes multi-corps appliquée aux

milieux granulaires.,» PhD Thesis, Lille I University, 2000.

- [15] R. H. Essenhigh et J. Csaba, «The thermal radiation theory for plane flame propagation in coal dust clouds,» *High Temperature Spectroscopy*, pp. 111-124, 1963.